
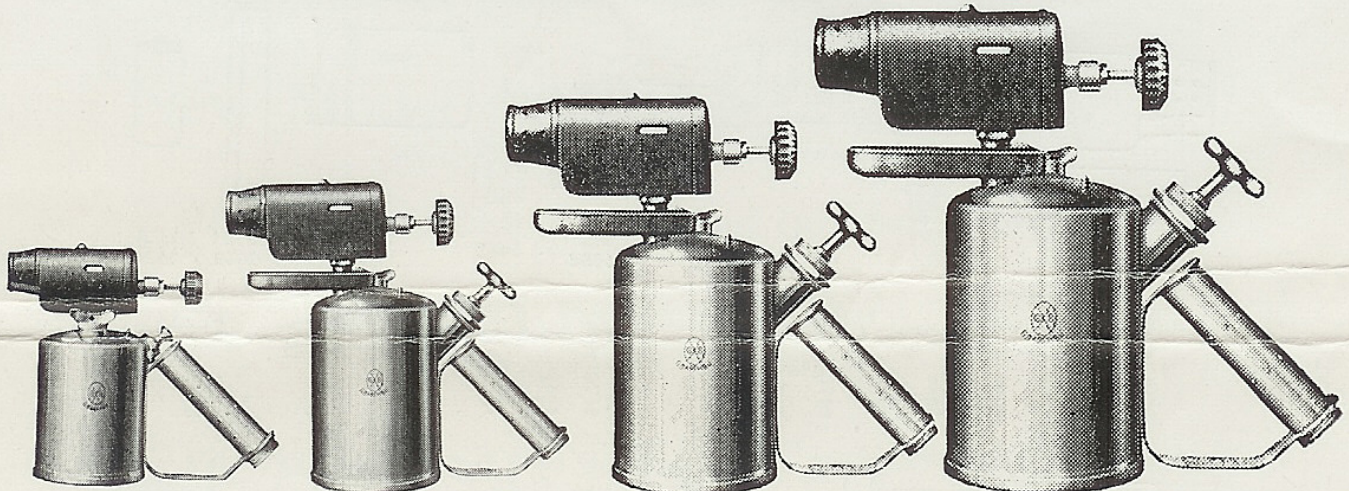


ORIGINAL  BARTHEL

Gasoline and Kerosene Torches



280-Pt.

340-Qt.

400-2 Qt.

460-1 Gal.

A Powerful torch with an enormous, intense, blue flame; double-service pump; a burner that *can not* get out of order.

- Because:**
1. The extra-length vaporizing chamber thoroughly vaporizes the fuel.
 2. The nozzle and needle valve are on separate lines; there is no possibility of jamming the valve into the nozzle when shutting off the torch. A steady flame *always*.
 3. The scientific wind-shield is so arranged that *no wind can blow out the Barthel Flame*.

Built to withstand the roughest use of Electric and Gas Light, Railroad, and Telephone mechanics.

For soldering, brazing, bending, expanding, heating tools, wherever a powerful and quick heat is required.

Adopted as standard equipment by the largest users in the United States.

GASOLINE TORCHES

(use Gasoline only)

No.	CAPACITY	PRICE
121	Flat 1/2 Pint with Pump	6.00
118	2/3 Pint No Pump	4.00
118	2/3 Pint with Pump	5.00
119BM	2/3 Pint with Pump	6.00
280	Brass.....1 Pint	7.00
281	Steel.....1 Pint	7.00
418	Brass.....1 Quart	8.50
	with 280 Burner	
340	Brass.....1 Quart	10.00
341	Steel.....1 Quart	10.00
400	Brass.....2 Quarts	16.00
401	Steel.....2 Quarts	15.00
460	Brass.....1 Gallon	21.00
461	Steel.....1 Gallon	20.00
852	Steel.....1 1/2 Gallons ..	35.00

KEROSENE TORCHES

(use Kerosene only)

No.	CAPACITY	PRICE
119	Brass.....2/3 Pint	\$6.00
280	Brass.....1 Pint	7.00
281	Steel.....1 Pint	7.00
418	Brass.....1 Quart	8.50
	with 280 Burner	
425	Brass.....1 Quart	10.00
400	Brass.....2 Quarts	16.00
401	Steel.....2 Quarts	15.00
745	Steel.....1 Gallon	20.00
745	Brass.....1 Gallon	21.00

When ordering state whether for *Gasoline* or *Kerosene* and if with *brass* or *steel* body.

VAN PRAAG SALES CORPORATION

22 EAST 17th ST.

Exclusive Selling Agents

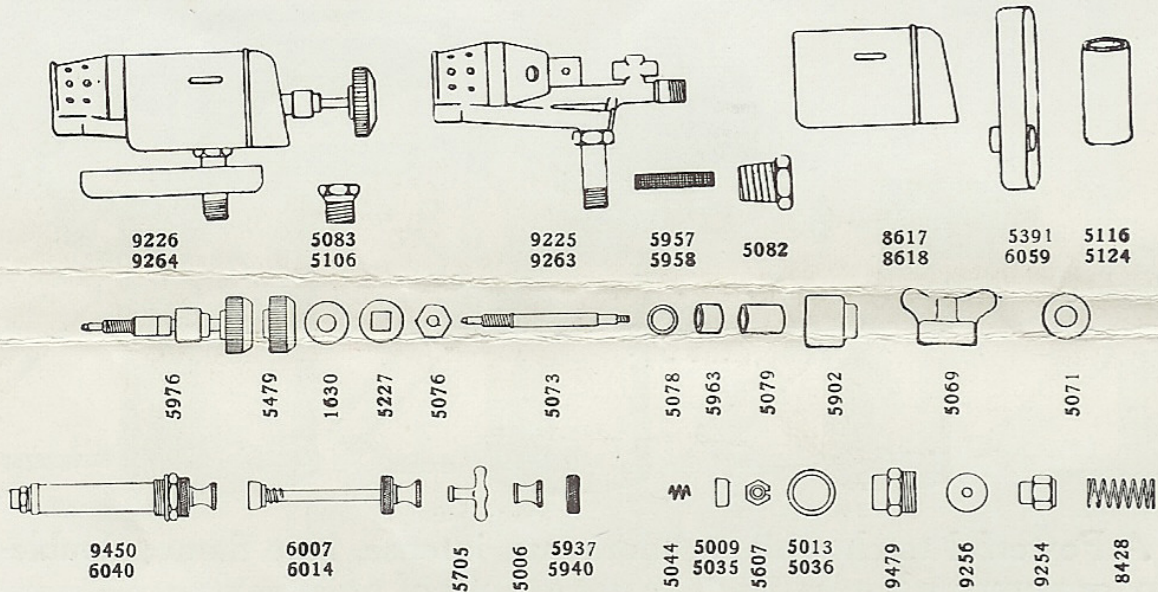
NEW YORK, N. Y.

ORIGINAL



BARTHEL

Spare Parts for BM/BE No. 280 & 281, No. 340 & No. 341 Torches



Note: Top numbers for No. 280 and 281.

Bottom numbers for No. 340 and 341.

Parts	BM/BE No. 280 & 281		BM No. 340 & BE No. 341	
	No.	Price	No.	Price
Burner, Complete	9226	\$3.50	9264	\$5.00
Gasifier	9225	2.75	9263	3.75
Nozzle, Gasoline	5083	.25	5106	.25
Wire Gauze	5957	.25	5958	.35
Top Plug Screw	5085	.10	5085	.10
Rear Plug Screw	5082	.15	5082	.15
Windshield	8617	.30	8618	.40
Screw for same	5090	.05	5090	.05
Preheating Pan	5391	.30	6059	.35
Air Mixing Tube	5116	.20	5124	.25
Regulating Spindle, Complete	5976	.75	5976	.75
Spindle Shaft	5073	.30	5073	.30
Spindle Shaft Washer	5078	.05	5078	.05
Spindle Shaft Washer	5963	.05	5963	.05
Stuffing Box	5902	.25	5902	.25
Packing for Stuffing Box	5079	.10	5079	.10
Regulating Handle	5479	.20	5479	.20
Regulating Handle Nut	5076	.05	5076	.05
Regulating Handle Washer	1630	.05	1630	.05
Regulating Handle Washer	5227	.05	5227	.05
Wrench for Nozzle (Flat)	6022	.20	6022	.20
Socket Wrench for Nozzle	5483	.50	5483	.50
Cleaning Needle	5369	.10	5372	.10
Filler Cap	5069	.30	5069	.30
Washer for same	5071	.05	5071	.05
Pump, Complete	9450	2.00	6040	2.50
Pump Cylinder with Check Valve	6006	1.65	6013	1.90
Asbestos Washer for same	5013	.05	5036	.05
Pump Plunger, Complete	6007	.90	6014	1.10
Pump Handle	5006	.20	5705	.20
Pump Cap	5937	.20	5940	.20
Plunger Spring	5044	.10	5044	.10
Leather Plunger Washer	5009	.10	5035	.10
Nut for same	5607	.05	5607	.05
Check Valve Housing	9479	.25	9479	.25
Check Valve Washer	9256	.05	9256	.05
Check Valve Seat	9254	.10	9254	.10
Check Valve Spring	8428	.10	8428	.10
Tanks, Brass or Steel		2.00		2.50

ORIGINAL BARTHEL

The Symbol of Reliability

New Model "AMIANTHA" No. 733

(Formerly No. 724 — All parts interchangeable)

With Regulating Valve and Improved Pump

No. 733 BE (Gasoline)


No. 733 PE (Kerosene)

A Guaranteed No-Trouble Furnace, standardized wherever
Quality and Service are demanded

For
melting
Lead
Babbitt
Tin

For heating
Soldering
Irons
and
Tools

For
bending
Pipe



Used
Extensively
by

Electric
and
Gas
Light,
Power,
Traction,
Telephone,
Telegraph
and
Railroad
Companies

With
"B" Hood
\$16.00

Price without Hood
\$14.00
Steel Container—4 Quarts

With
"C" Hood
\$15.00

This latest and up-to-the-minute type of Furnace is as near a perfection Furnace as it is possible to produce. It gives an intense, powerful blue flame; the heat can be regulated as easily as a gas burner; saves time, labor and fuel.

The flame will not blow out in the strongest wind; will withstand rain and storm.

The Container is made of a special grade of pressed laminated steel, autogen welded; seamless; cannot rust; will withstand any inner surplus pressure; practically indestructible.

The Burner and air pump are of superior, non-porous brass.

The expert supervision of every construction process positively ensures enduring efficiency and long service under the most severe working conditions. All parts are standard and easily replaced at moderate cost. Simple working directions supplied with each Furnace.

VAN PRAAG SALES CORPORATION

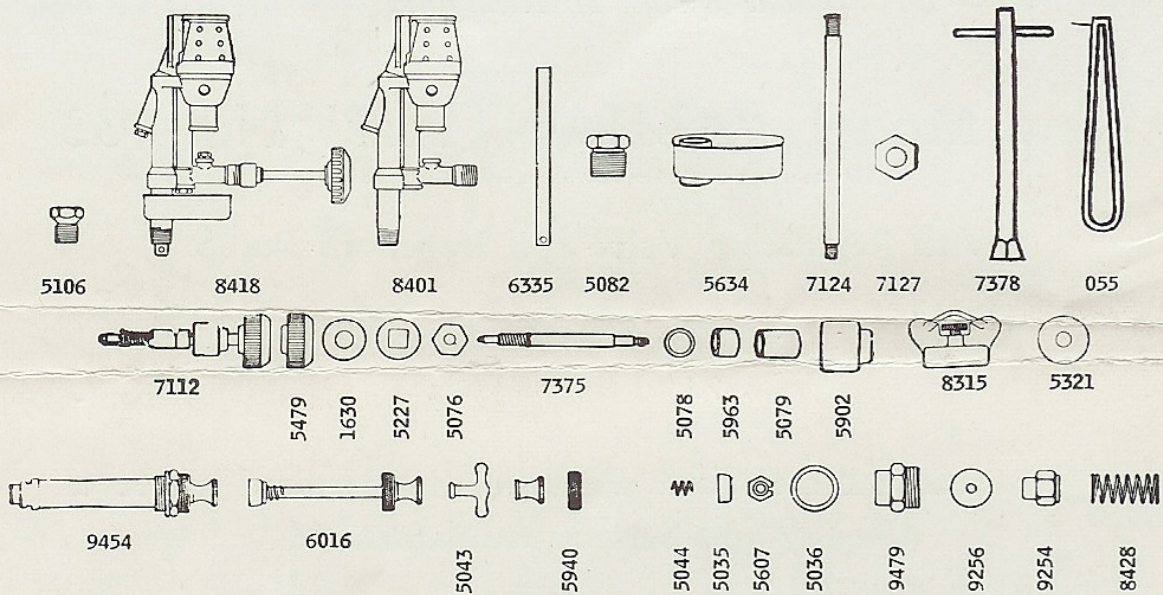
Exclusive Selling Agents

22 EAST 17th STREET

NEW YORK CITY

ORIGINAL BARTHEL

Spare Parts for No. 724 and No. 733 Furnaces



	No.	Price
Burner, complete	8418	\$6.00
Gasifier	8401	4.50
Nozzle, gasoline	5106	.25
Nozzle, kerosene	5083	.25
Nozzle key	7378	.50
Cleaning needle, gasoline (folding type)	055	.15
Cleaning needle, kerosene (folding type)	035	.15
Wire gauze	6335	.35
Bottom plug screw	5082	.15
Rear plug screw	5085	.10
Pre-heating pan	5634	.35
Regulating spindle, complete	7112	.75
Spindle shaft	7375	.35
Spindle shaft washer	5078	.05
Washer for stuffing box	5963	.15
Asbestos Packing	5079	.10
Stuffing box	5902	.25
Regulating handle	5479	.20
Regulating handle washer	1630	.05
Regulating handle washer	5227	.05
Regulating handle nut	5076	.05
Filler cap	8315	.75
Filler cap washer	5321	.05
Upright standard	7124	.25
Upright standard nut	7127	.05
Top casting and handle	2382	2.00
Sliding burner shield	7374	1.25
Stationary burner shield	7416	1.25
Screw for stationary burner shield	5166	.05
Pump, complete	9454	3.00
Pump cylinder with check valve	9415	2.00
Asbestos washer for same	5036	.05
Pump plunger, complete	6016	1.25
Pump handle	5043	.20
Pump cap	5940	.20
Plunger spring	5044	.10
Leather plunger washer	5035	.10
Nut for same	5607	.05
Check valve housing	9479	.25
Check valve washer	9256	.05
Check valve seat	9254	.10
Check valve spring	8428	.10
Tank		5.00
"C" Hood		1.00
"B" Hood		2.00